



台
達
電
子



2010年 第一季財報
法人說明會

2010 1Q Result
Analyst Meeting

27 Apr 2010

- 合併財務數字乃根據財務會計準則公報第七號編製
Consolidated financials are based on
Statement of Financial Accounting Standard
No. 7
- 所有合併數字均經由會計師核閱
Consolidated numbers are reviewed by CPA

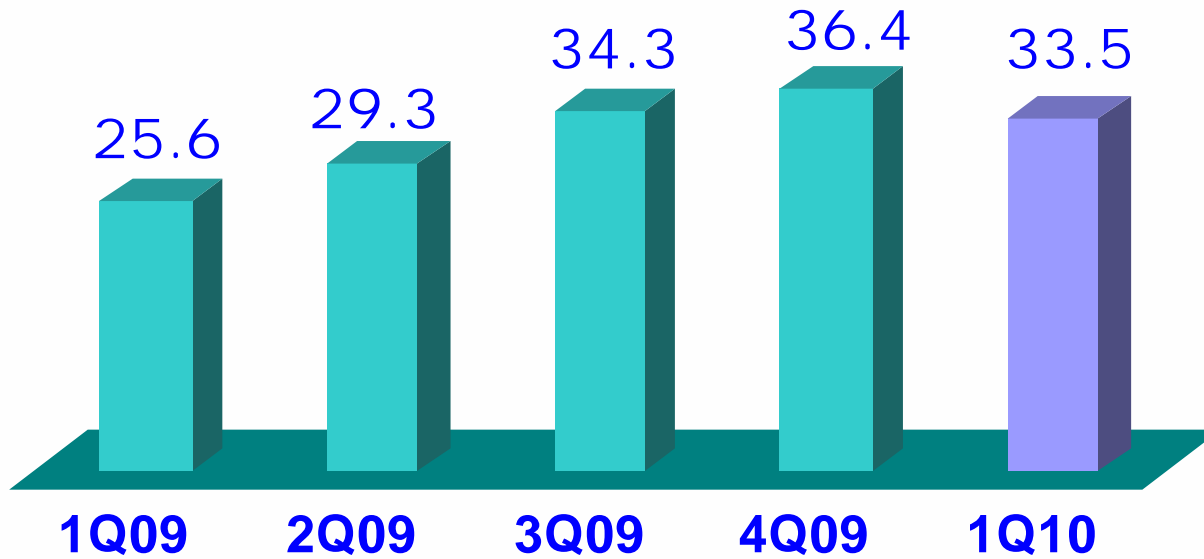
2010年第一季結算數字

2010 First Quarter Results

合併營收 Revenues

單位：新台幣十億元
Unit: NT\$ billion

QoQ
-8%
YoY
31%

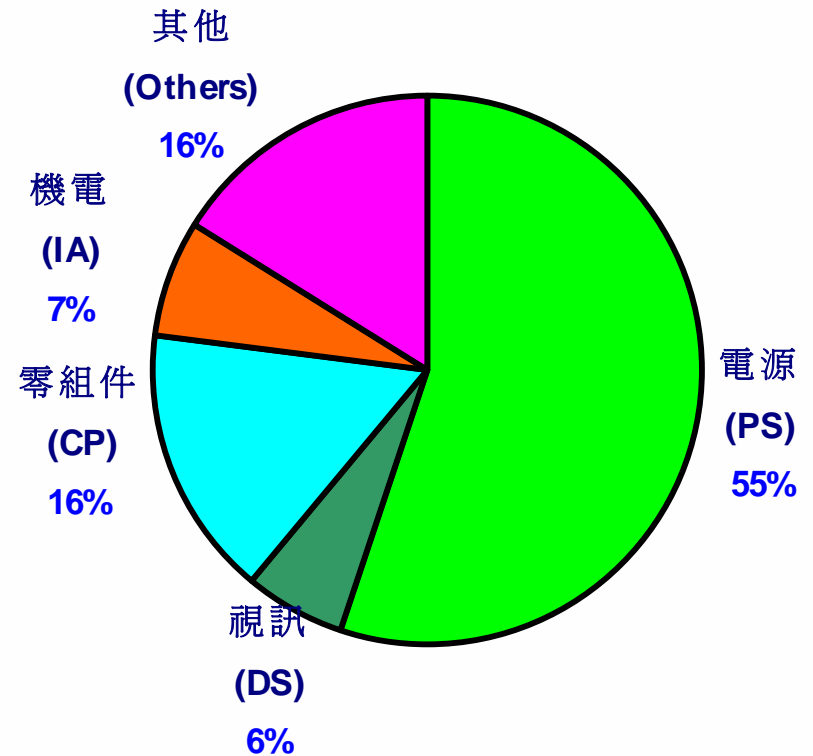
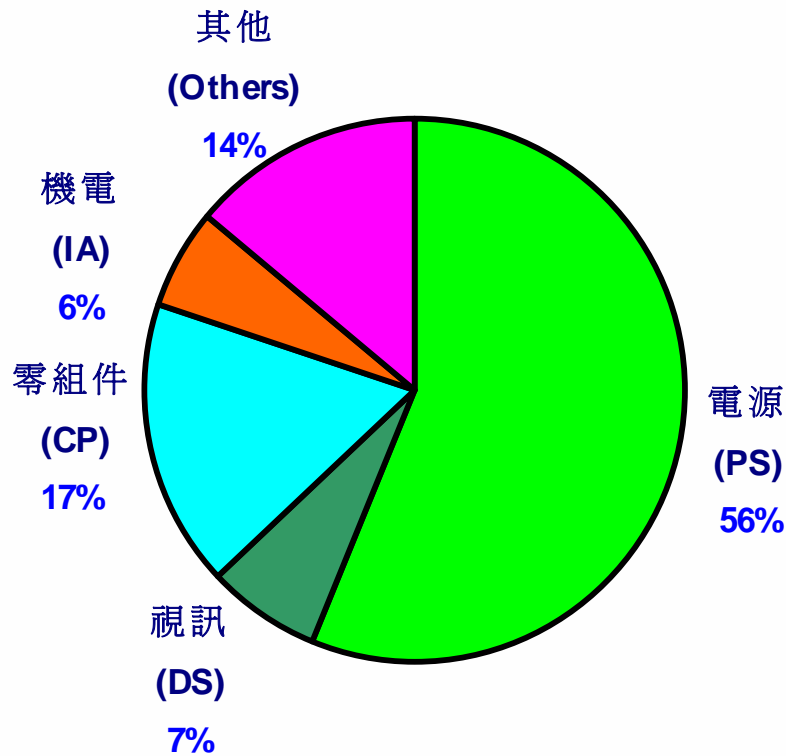


業務分類 (1)

Revenues by Product (1)

4Q09

1Q10



業務分類 (1)

Revenues by Product (1)

單位：新台幣百萬元
Unit: NT\$ million

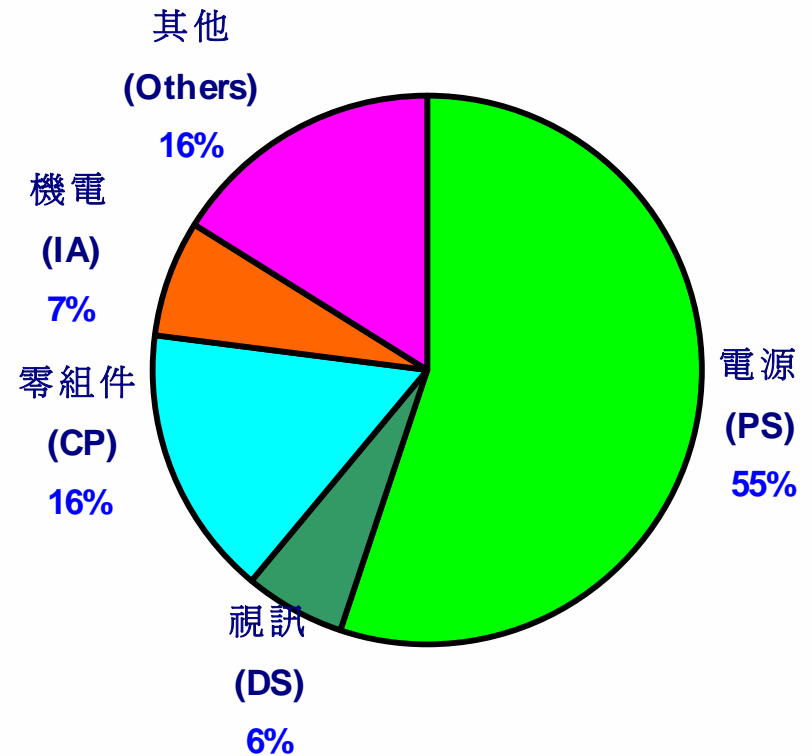
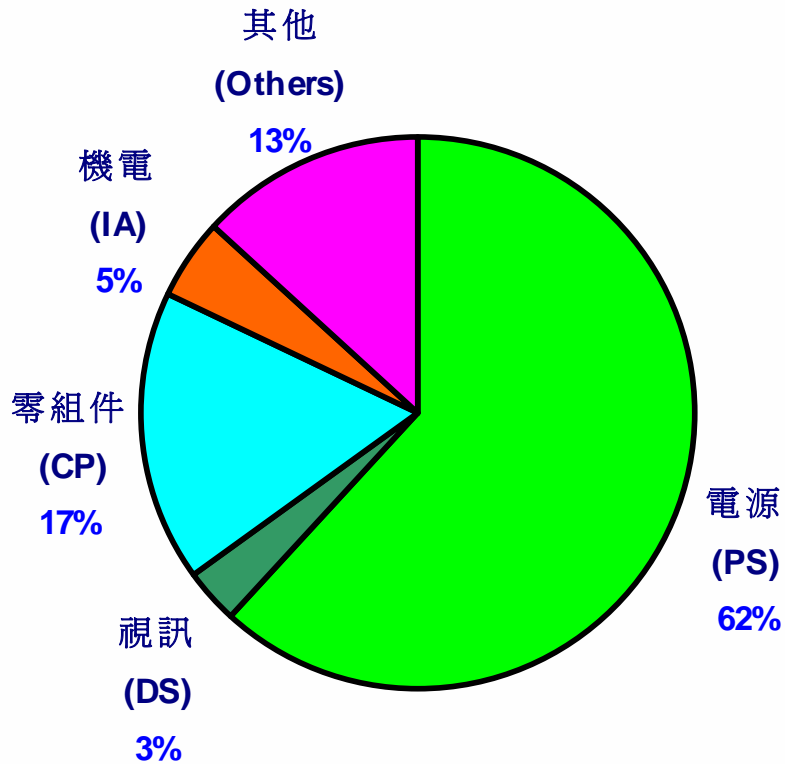
| | 4Q09 | 1Q10 | Change |
|--------|--------|--------|--------|
| PS | 20,353 | 18,340 | -10% |
| CP | 6,207 | 5,418 | -13% |
| DS | 2,366 | 2,139 | -10% |
| IA | 2,277 | 2,316 | 2% |
| Others | 5,174 | 5,255 | 2% |
| Total | 36,376 | 33,468 | -8% |

業務分類 (2)

Revenues by Product (2)

1Q09

1Q10



業務分類 (2)

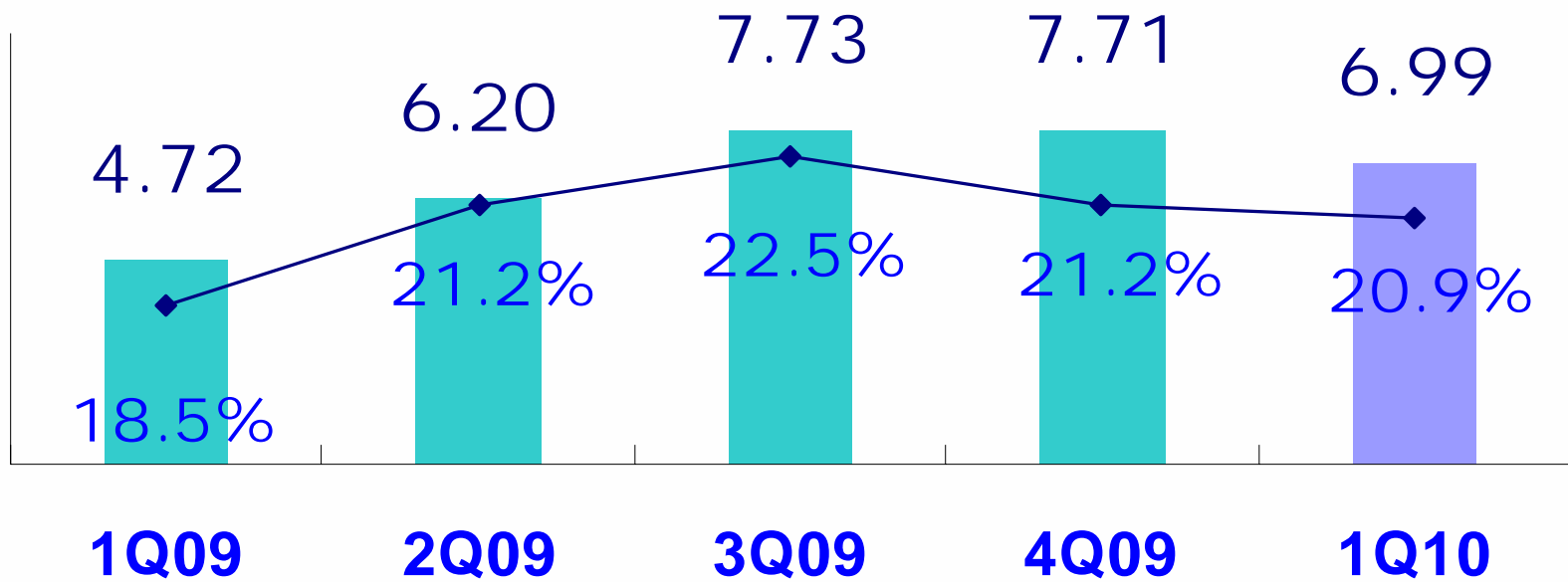
Revenues by Product (2)

單位：新台幣百萬元
Unit: NT\$ million

| | 1Q09 | 1Q10 | Change |
|--------|--------|--------|--------|
| PS | 15,965 | 18,340 | 15% |
| CP | 4,431 | 5,418 | 22% |
| DS | 717 | 2,139 | 198% |
| IA | 1,194 | 2,316 | 94% |
| Others | 3,280 | 5,255 | 60% |
| Total | 25,587 | 33,468 | 31% |

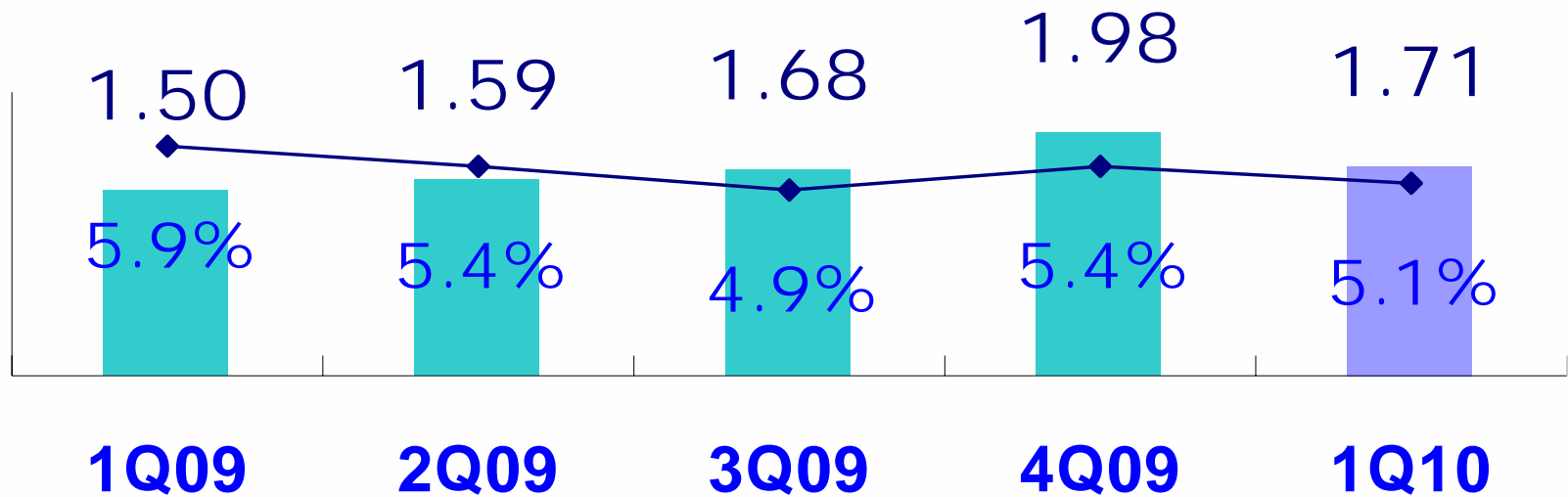
營業毛利 Gross Profit

單位：新台幣十億元及營收百分比
Unit: NT\$ billion & % of sales



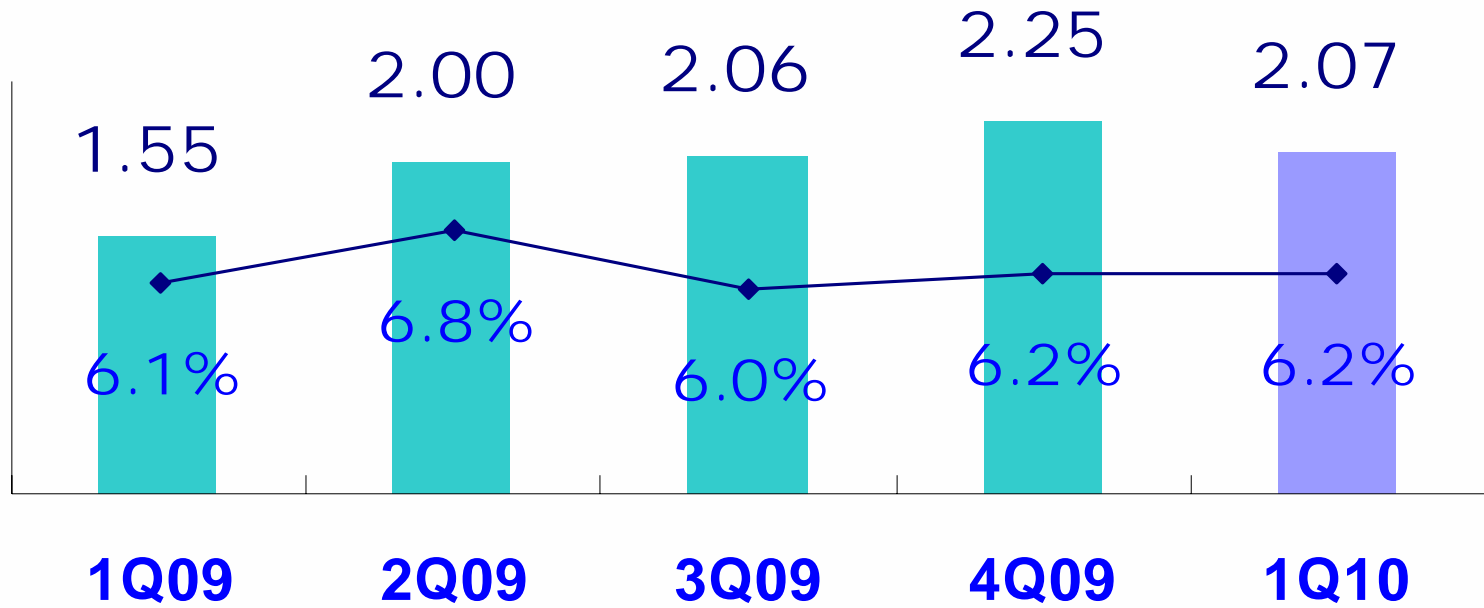
研發費用 R&D Expense

單位：新台幣十億元及營收百分比
Unit: NT\$ billion & % of sales



銷管費用 SG&A Expense

單位：新台幣十億元及營收百分比
Unit: NT\$ billion & % of sales



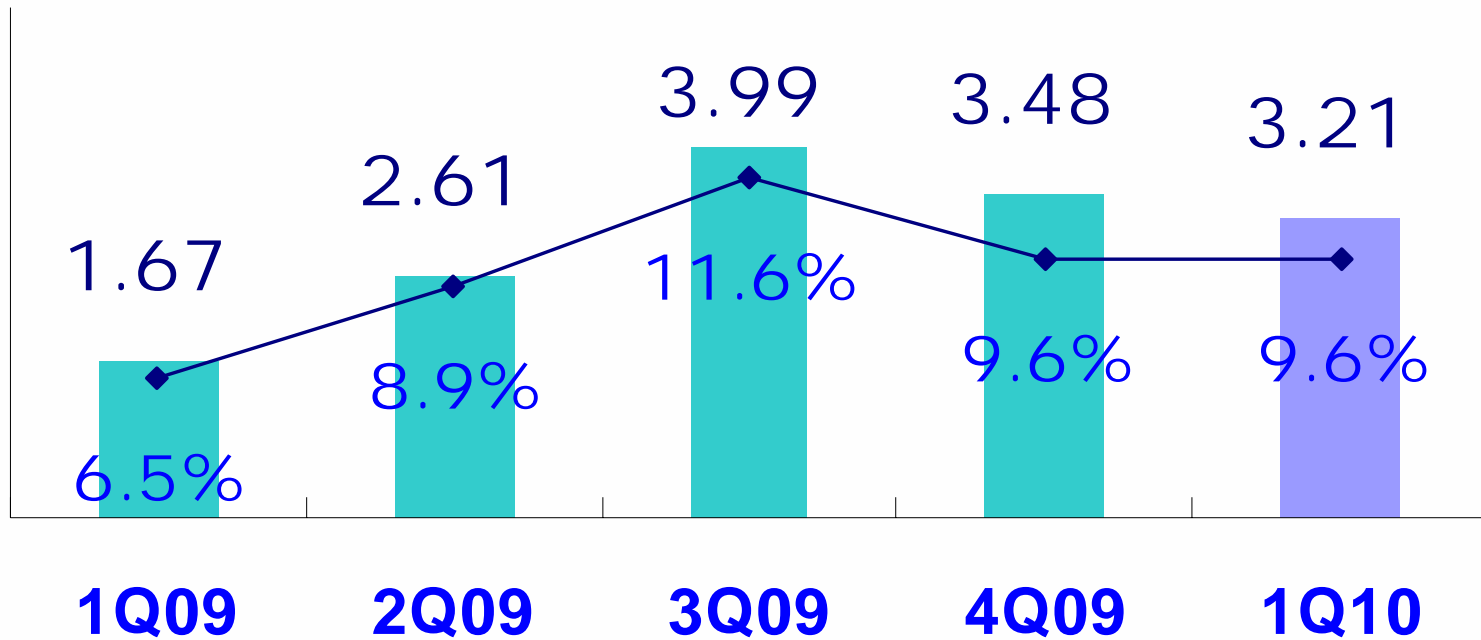
總營業費用 Operating Expense

單位：新台幣十億元及營收百分比
Unit: NT\$ billion & % of sales



營業淨利 Operating Profit

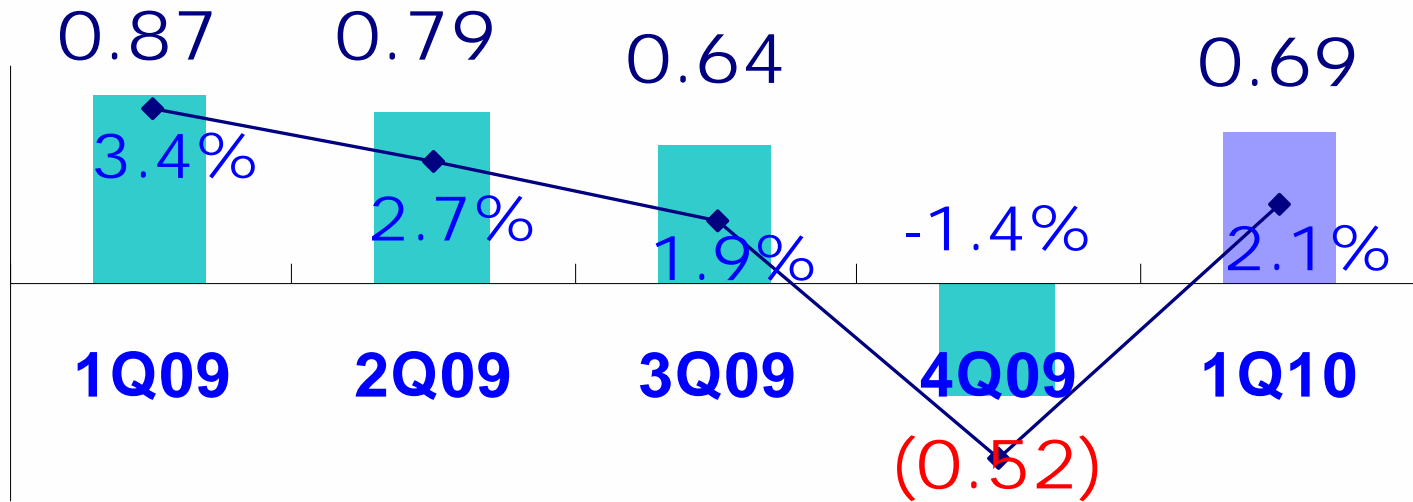
單位：新台幣十億元及營收百分比
Unit: NT\$ billion & % of sales



業外損益

Non-Operating Profit

單位：新台幣十億元及營收百分比
Unit: NT\$ billion & % of sales



業外損益細項

Non-Operating Income Breakdown

單位：新台幣百萬元

Unit: NT\$ million

| | 1Q09 | 1Q10 |
|---------------------------|------|------|
| 處分投資(Investment disposal) | 6 | (2) |
| 投資損益(Investment income) | 141 | 266 |
| 利息收益(Interest income) | 70 | 75 |
| 現金股利(Cash Dividend) | 0 | 0 |
| 匯兌損益(F/X) * | 366 | 96 |
| 其他業外損益(Others) | 245 | 261 |
| 合計(Total) | 827 | 695 |

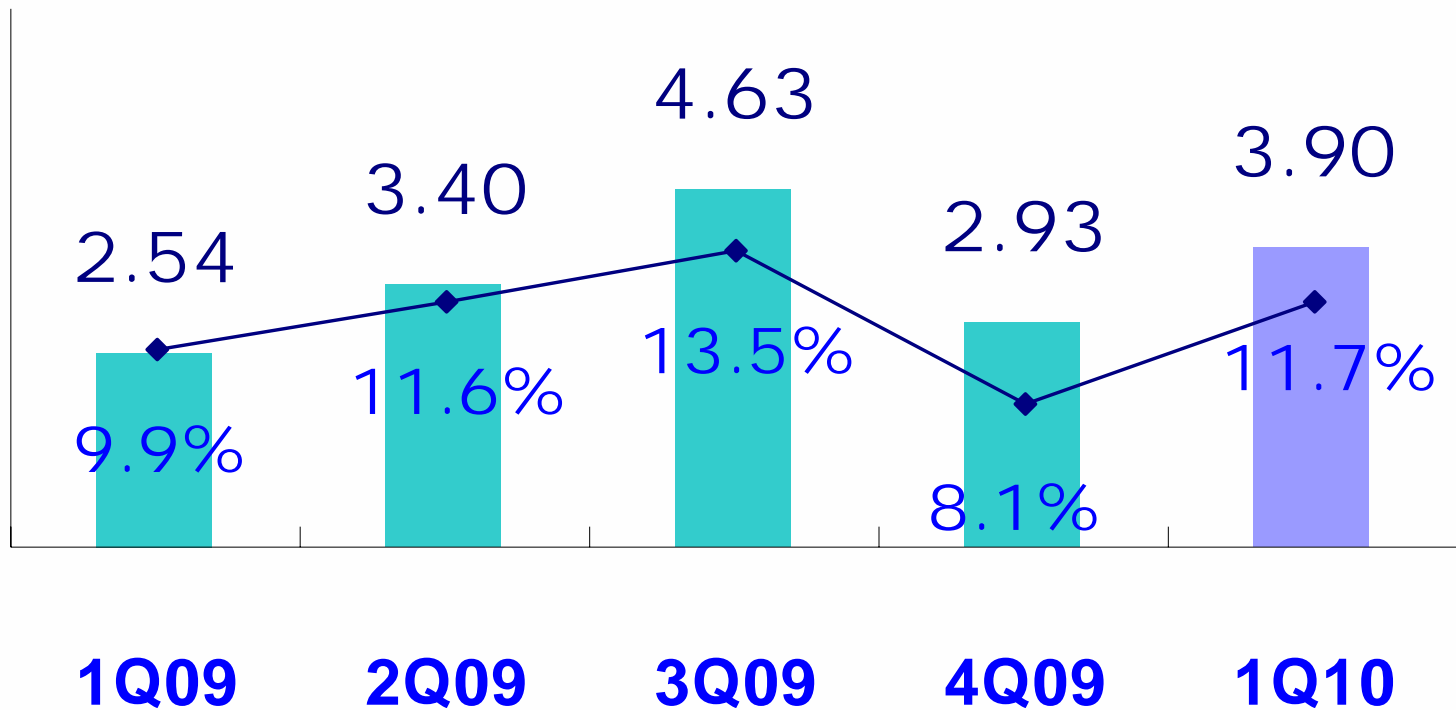
* 包含外匯相關金融資產評價變更

* Including FX-related derivatives' fair value change

稅前淨利

Net Income Before Tax

單位：新台幣十億元及營收百分比
Unit: NT\$ billion & % of sales



所得稅與少數股權

Tax & Minority Interest

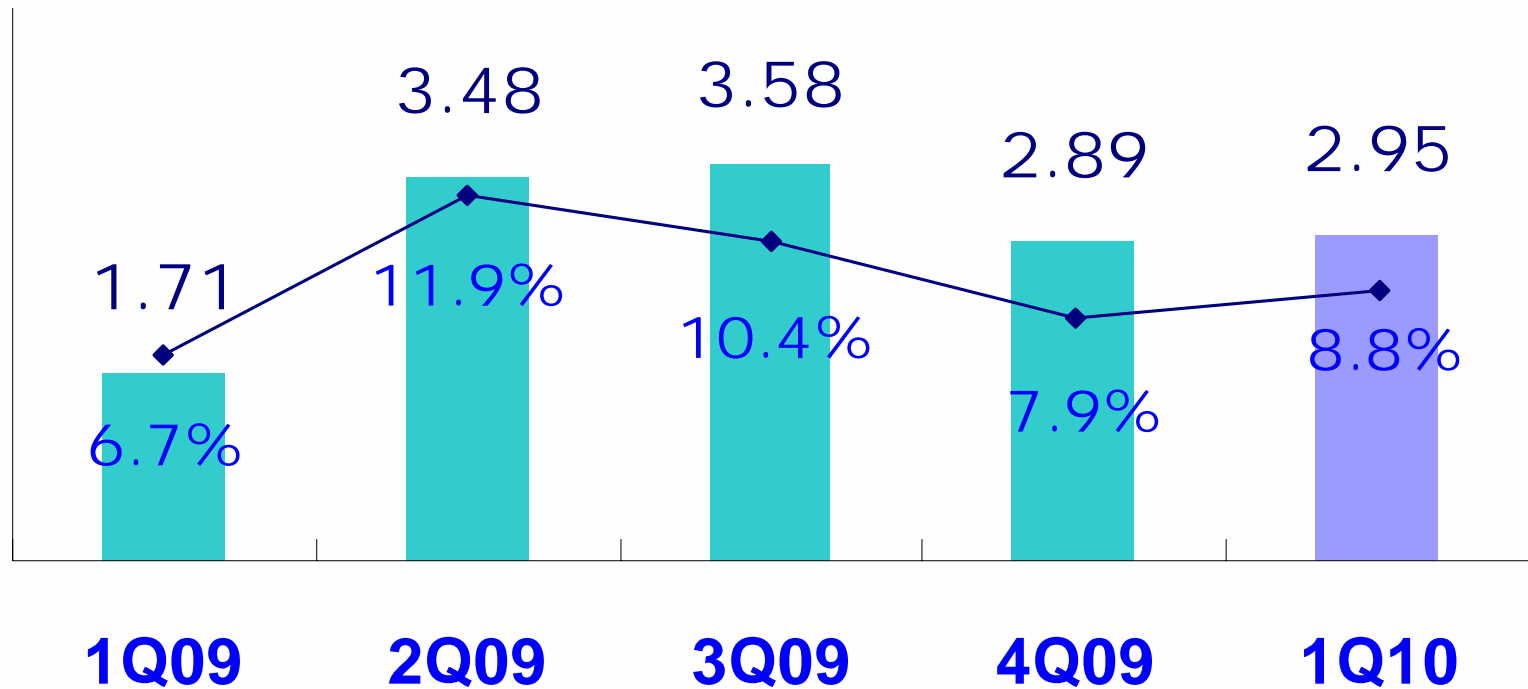
單位：新台幣百萬元
Unit: NT\$ million

| | 1Q09 | 1Q10 |
|---|-------|-------|
| 稅前淨利(Net income before tax) | 2,744 | 3,904 |
| 所得稅(Tax) | (469) | (595) |
| 停業部門損益(Loss from operations of discontinued segments) | (186) | (1) |
| 少數股權淨利(Minority interest) | (382) | (361) |
| 稅後淨利(Net income after tax) | 1,707 | 2,947 |

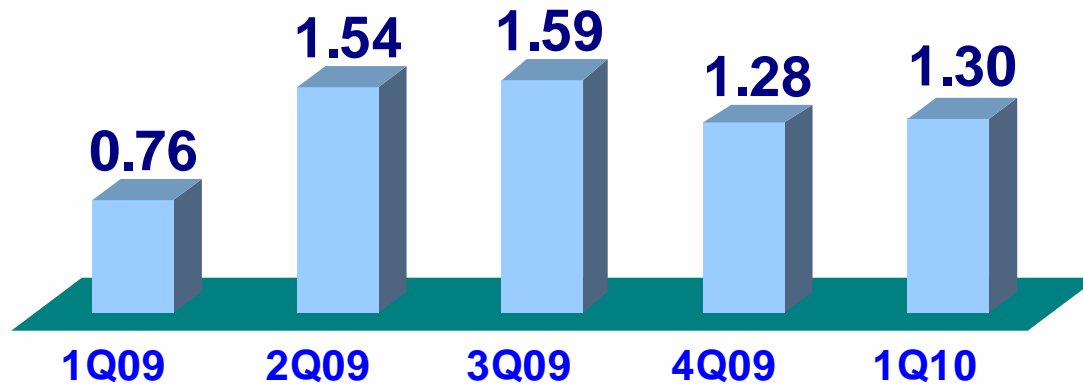
稅後淨利

Net Income After Tax

單位：新台幣十億元及營收百分比
Unit: NT\$ billion & % of sales



每股淨利(新台幣元) EPS (unit: NT\$)



*每股盈餘之設算基於加權平均股數**22.60**億股

*EPS based on weighted average shares outstanding of **2,260** million shares.

董事會建議盈餘分配

Proposed Earnings Distribution

- 現金股利每股 4.2元
Cash dividend per share: NT\$ 4.2
- 員工現金紅利NT\$2,156,670,465
Employee cash bonus: NT\$2,156,670,465
- 董監事酬勞NT\$16,700,000
Board compensation: NT\$16,700,000

謝謝！
THANK YOU !